

DR.: _____ DATE: _____

ADDRESS: _____

CITY: _____ STATE: _____ ZIP: _____

PHONE : () _____

SIGNATURE: _____ LICENSE #: _____

EMAIL: _____

Please call doctor for instructions

Special Instructions: _____

ALL CERAMIC

Full Contour Zirconia

AllZir NiZir BruxZir e.max ZirCAD Lava Plus

Porcelain Fused to Zirconia: PrismaTik CZ Lava

Pressable Ceramic: e.max Press

Milled Ceramic: e.max CAD

Veneers: e.max Press e.max Ultra-Thin

CROWN & BRIDGE

Porcelain Fused to

Base
 Noble
 White Gold/High Noble
 Captek™
 Golden Gate® (Yellow Gold/High Noble)

Miscellaneous

Direct Casting Post & Core
 White Noble White Noble
 Yellow Gold Yellow Gold

Full Cast Restorations

White Base
 White Noble
 Yellow Gold / Noble (40%)
 Yellow Gold / High Noble (60%)
 Yellow Gold / High Noble JRVt (77%)

Maryland Bridges

e.max
 Porcelain Fused to Zirconia
 PFM Base PFM Noble

Abutment Tooth #s _____ PonticTooth #s _____

Diagnostic Wax-up: Digital Traditional

UltraCAD PMMA Provisional: Splinted Single Units

Photos sent to photos@newimagedl.com



NEW IMAGE DENTAL LABORATORY®

1395 Southlake Parkway • Morrow, GA 30260
(770) 968-0911 • (800) 233-6785
Fax (770) 960-1758
www.NewImageDentalLab.com

PATIENT NAME

Male Female Age: _____

Shade: _____ Value: _____

Prep Shade: _____
(required for All Ceramic)

DUE DATE: _____
(date returned to your office)

Patient not appointed/standard turnaround

Patient appointed on: _____

Send Supplies

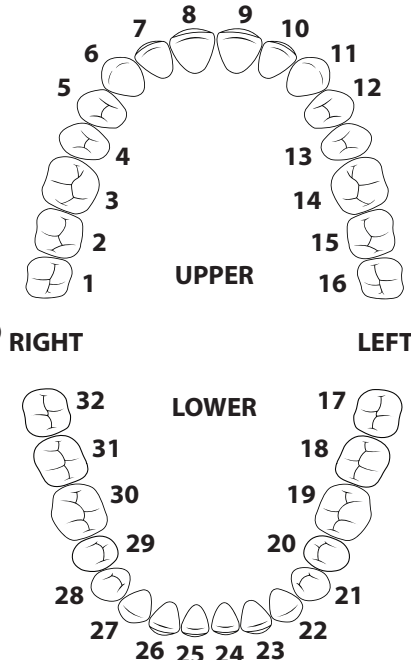
RX Forms: Crown & Bridge Implant

Removable New Smile Clear Aligners

Bags: Ground 2-Day Next Day

Package: Case Boxes OSHA Bags

DESIGN CASE HERE:



Date Received: _____

Use Semi-Adjustable Articulator

Denar Screw-Retained Whip Mix Stratos Sam3
 Denar Magnetic-Retained Panadent Hanau KaVo

Reason for Treatment

Closing Diastema Discolored Teeth Misalignment Lengthen

Anatomy Follow Existing Dentition

Primary Anatomy  Rounded Anatomy  Deep Fossa with Secondary 

Surface Anatomy: Smooth Textured Mamelon Development

Pontic Design

Full Ridge  Part Ridge  Sanitary Pontic  Ovate 



Buccal Margin Design

Metal Band or _____mm on Buccal
 Porcelain to Metal on Buccal
 Porcelain Butt Margin (90° Shoulder Req.)

Contacts

Closed
 Diastema
 Broad

Occlusal Surface Design

 Metal/Zr Occlusal Excluding Buccal Cusp
  Metal/Zr Occlusal Including Buccal Cusp
 Metal/Zr Island at Occlusal Contact

If Insufficient Room or No Occlusal Clearance

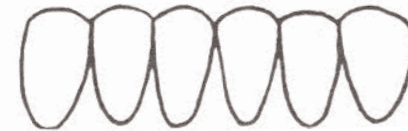
Metal/Zr Occlusal Metal/Zr Island Please Call
 Reduce Opposing Reduction Coping

Pink Porcelain Light Medium Dark Sending photos

Framework Try-In Yes No

Dies to be Trimmed by Doctor Yes No

Indicate Characterization



Occlusal Stain

No Stain
 Pits Pits & Fissures
 Pits, Fissures & Grooves

ENCLOSED WITH CASE (for lab use only)

____ Study Models Photo Solid Model
____ Impression Bite Patient's Partial
____ Old Crown Shade Tab Opposing Model
____ Implant Parts Framework Working Model
Number of Units _____